


AUGUST

Math Fact Color & Write by Code



Addition and Subtraction

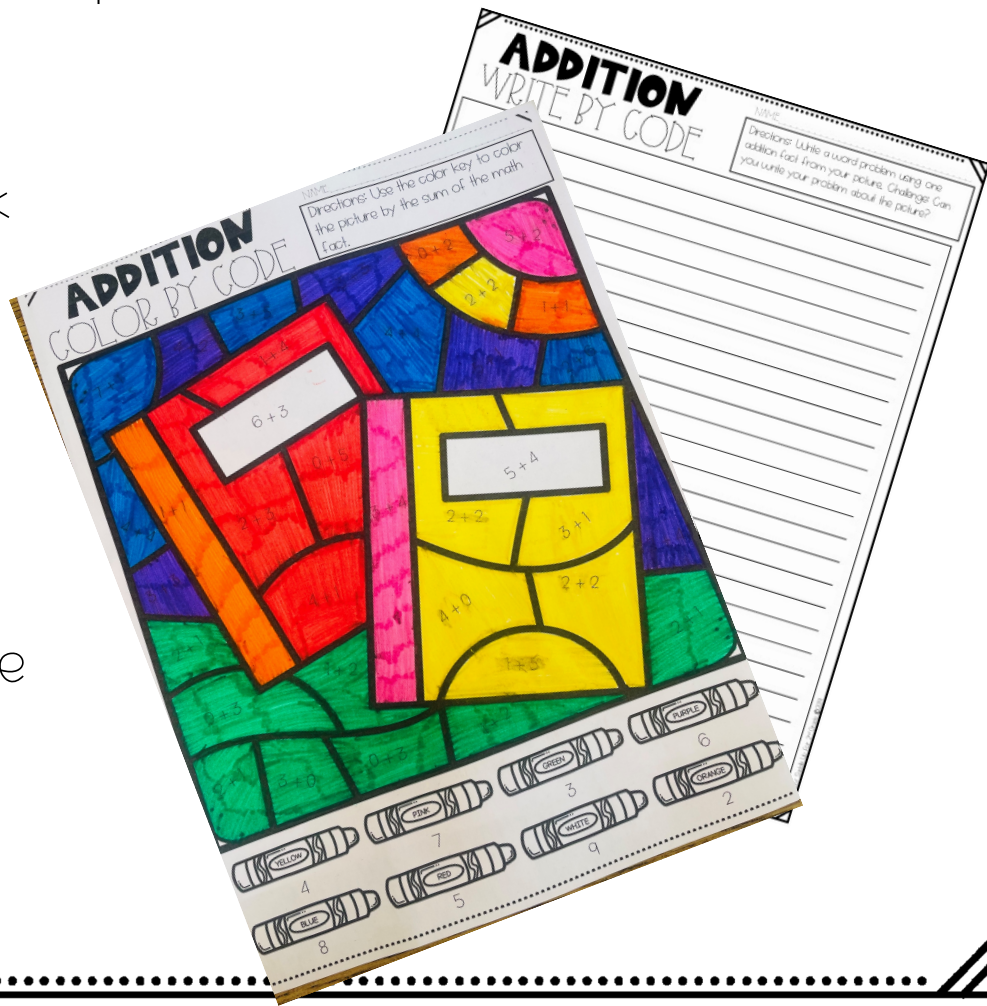
How To Use

This color by code resource allows your students to practice math fact fluency and problem solving. There are 7 addition pages and 7 subtraction pages. There are different levels for easy differentiation.

Copy the color by code and write by code pages front to back. You can use the color pages as an activity or extend it with the word problems on the back. They must write word problems using a number sentence found in the picture. To challenge them, have them write their sentence about the picture.


Ways to use:

- early finisher work
- Math stations
- morning work
- indoor recess
- sub tub activities
- ELL activities
- homework practice



ADDITION & SUBTRACTION

to and from 20



each color by code has
a correlating write by
code page.

ADDITION WRITE BY CODE

NAME: _____

Directions: Write a word problem using one addition fact from your picture. Challenge: Can you write your problem about the picture?

12 _____

10 _____

17 _____

13 _____

9 _____

11 _____

16 _____

14 _____

SUBTRACTION WRITE BY CODE

NAME: _____

Directions: Write a word problem using one subtraction fact from your picture. Challenge: Can you write your problem about the picture?

2 _____

15 _____

1 _____

3 _____

7 _____

4 _____

6 _____

IMPORTANT INFO

If you own any of the previous sets, you know that a digital version was included. The clip artist that I use just started releasing progression color by code sets. We are currently working on the August set and will get it to you ASAP.

Thank you for your support,
Marcy