

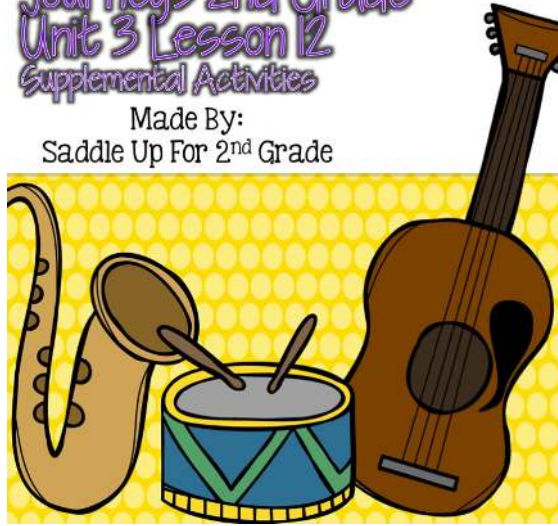
Ah! Music

Journeys 2nd Grade

Unit 3 Lesson 12

Supplemental Activities

Made By:
Saddle Up For 2nd Grade



Vocabulary Words

vibration
expressive
performance
concrete

Vocabulary Words

tune
volume
creative
relieved

Ah! Music Vocabulary

Directions: Write the correct vocabulary word in the blank space.

- _____ to become worried.
- _____ a movement made by sound.
- _____ how loud or quiet a sound is.
- _____ speaking or feeling.
- _____ to sing, act, or dance in front of an audience.
- _____ to pay attention.
- _____ makes a sound.

Word Bank:
expression, performance, relieved, vibration, concert, tune, creative

Ah! Music Vocabulary

Directions: Use the words in your word bank to complete each sentence.

Word Bank:
expression, performance, relieved, vibration, concert, tune, creative

- _____ on the radio.
- _____ in my class.
- _____ to his _____.
- _____ to stay quiet so we could _____ on our test.
- _____ a loud _____ when it _____ when he saw that he passed _____ on her face showed that she _____ when she writes.

tune: a group of music notes put together to make a melody.

volume: how loud or quiet a sound is.

vibration: a movement.

expression: how you feel or what you are thinking.

performance: an act or a play.

concentrate: to focus your attention on one thing.

Music Puzzles
The puzzle is up and down.

Ah! Music Vocabulary Puzzles

- Mix the puzzle pieces up and spread them out in front of you.
- Match the vocabulary word with its correct meaning.
- Keep playing until you've matched all of the pieces.

Strumming with Idioms

- Mix the puzzle pieces up and spread them out in front of you.
- Match the idiom with its meaning.
- Keep playing until you've matched all the pieces.
- Then complete your answer sheet.

when pigs fly: impossible or not going to happen.

raining cats and dogs: it's storming or raining really hard.

walking on eggshells: trying not to upset someone.

cold shoulder: to be unfriendly to someone on purpose.

can of worms: starting something that will cause trouble.

piece of cake: something that is easy.

IDIOMS

Directions: Read the idiom and write what it means in the boxes below.

walking on eggshells

can of worms

cold shoulder

piece of cake

butterflies in my stomach

head in the clouds

I'm all ears

crying over spilled milk

Jammin with ai and ay

- Lay the digraph mats out in front of you.
- Mix the picture cards up and place them in a pile.
- Sort the pictures under the correct mat based on their spelling.
- Then fill out your answer sheet.

ai

paint

sail

ai

paint

sail

ay

ay

ay

words with ai

words with ay

pay	wait
paint	
pail	
tray	
stain	
gray	
stay	
raisin	bi

Spelling Word Journal Activity

Diagrams at ai and ay

words with ai	words with ay
rain	birthday
plain	day
wait	hay
train	away
stain	okay
paint	gray
pail	tray
	pay
	stay

SADDLE UP FOR 2nd Grade

Jammin with ai and ay

Directions: Write the correct word in the box.

words with ai	words with ay
1. _____	1. _____
2. _____	2. _____
3. _____	3. _____
4. _____	4. _____
5. _____	5. _____
6. _____	6. _____
7. _____	7. _____
8. _____	8. _____
9. _____	9. _____
10. _____	10. _____

Name _____ Date _____

Fact and Opinion

Out out the shape. Glue the center square into your notebook. Fold the squares on the outside to make flaps. Write the story elements for your story under each flap.

Title of your story: _____

Write 3 facts from the story in the boxes below.

Write 3 opinions from the story in the boxes below.

Out out the shape. Glue the center square into your notebook. Fold the squares on the outside to make flaps. Write the story elements for your story under each flap.

Fact #1

Fact #2

Fact #3

Fact #4

Ah! Music Facts

Opinion #1

Opinion #2

Opinion #3

Opinion #4

Ah! Music Opinions

Fact and Opinion Notebook Examples

characters Who is in the story?	setting Where does the story take place?
solution How did the characters solve the problem?	problem What caused trouble for the characters?

Violet's Music Story Elements

Example from older version of the series.

Singing for Fact & Opinion



- Mix the cards up and place them in a stack in front of you.
- Lay the fact and opinion mats out in front of you.
- Sort the cards under the correct mat.
- Then complete your answer sheet.

Fact and Opinion

Directions: After sorting your cards, write fact or opinion next to the matching fact or opinion.

A.	B.	C.	D.
E.	F.	G.	H.


E. There are 31 days in October.

Fact or Opinion?



F. Carrots are a vegetable.

Fact or Opinion?




A. Soccer is not a fun sport to play.

Fact or Opinion?



B. Turtles are reptiles.

Fact or Opinion?



C. Keys are scary.

Fact or Opinion?



H. Hot Dogs are the best!

Fact or Opinion?



C. George Washington is on the penny and 1 dollar bill.

Fact or Opinion?



D. Cats make the best pets.

Fact or Opinion?



Opinion



Musical Compound Sentences

Directions: After you read your sentences, write them under the correct fact or opinion.

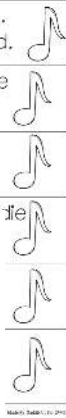
1.
2.
3.
4.
5.
6.
7.
8.
9.
10.
11.
12.

room.

her bed.

gray. She

bed.



The girl had a red crayon.
The girl had a yellow crayon.

Ben ran outside. Robin ran outside.

Max likes chocolate.
Max likes vanilla.

I love carrots.
I hate broccoli.

Tom ran really fast. Tom



4 TIMES EACH

Draw a high frequency word and write it 4 times each.


PENCIL	CRAYON	COLORED PENCIL	MARKER
--------	--------	----------------	--------

High Frequency Words

against	he
along	mor
bird	night
different	part
girl	someone

High Frequency Word 4 Times Each

- Place the high frequency word cards in a stack in front of you.
- Draw a card and complete the paper.
- Do this for all of your words.



Opinion Paragraph

Write to Persuade: Opinion Paragraph

Write a paragraph about your favorite singer. Use details to tell the reader why.

Write to Persuade: Opinion Paragraph

Write a paragraph telling about your favorite instrument. Use details to tell the reader why.

Write to Persuade: Opinion Paragraph


Write a paragraph about your favorite type of music. Use details to tell the reader why.

Write to Persuade: Opinion Paragraph

Do you like music? Write a paragraph telling the reader how you feel about it.

Opinion Paragraph

There are 8 task cards that can be placed in a writing center, used during small groups or for a whole group lesson. I've included a graphic organizer for your students to complete before working on their final draft. Writing paper is also included.



Opinion Paragraph

Opinion _____

Reason #1 _____

Reason #2 _____

Reason #3 _____

Conclusion _____

Musical Compound Sentences

- Mix the sentence cards up and place them in a pile
- Draw the top card and read the two sentences.
- Put the two sentences together to form a compound sentence.
- Write on your answer sheet

