


FEBRUARY WRITING

calendar * task cards * paperless options



MADE BY: SADDLE UP FOR 2ND GRADE ©2017

My students keep a writer's notebook in a three ring binder. Students can use this page to keep track of what writing prompts they have already completed. Once they have written about a topic, have them color in the object in that square.





























FEBRUARY WRITING PROMPTS 

color in the heart after you've written about that topic.

A cartoon character with a round head, wearing large, thick-rimmed glasses and a simple t-shirt. The character is smiling and holding a large heart shape with both hands in front of their chest.

IDEAS FOR USE:





























- writing center
- early finisher work
- morning work
- homework

What would you do if you were teacher for a day?	Write the steps down to use lunch, your teeth. Use transition words (First, Next, Then, Last)	What would you do if you were President of the United States?	Have you ever eaten candy hearts? Did you like them?	Write what Valentine's Day is about.	If you had to leave your house quickly, what would you take with you and why?	Make a list of things that are red.
						
If you could be any storybook character, who would you be and why?	Write about what you did last night. Use details.	Write about what the President of the United States does.	Why do you think it is important to have friends?	Make a list of ways to keep your heart happy.	Draw and design a Valentine's Day box or tag. Write about it.	If you were principal for the day, what would you do?
						
If you could ask a question to George Washington, what would you ask him?	Do you have a favorite stuffed animal? Tell me about it.	If you had \$100, what would you do with it?	Write as many words as you can that rhyme with "love".	If you could be any age, how old would you be and why?	Explain why exercising is important. Then, make a list of them.	Design and write a Valentine's Day card to someone special.
						
Who is the most important person in your life? Why?	Write a letter to Abraham Lincoln. Ask him 3 questions.	Pretend you found a magic chocolate bar. What would happen if you ate it?	Write the steps on how to make your bed. Use transition words (First, Next, Then, Last)	Do you think you'd like to be President one day? Why or why not?	Write the word February as your title. How many words can you make using those letters?	Who would you pick to be your Valentine this year?
						

SADDLE UP for 2nd Grade

A small cartoon character with glasses and a heart on its chest, appearing to be a mascot or logo.

Three rolled-up tubes of colored paper in orange, green, and yellow, standing vertically. The tubes are made of a textured material, possibly paper or fabric, and are arranged in a slightly overlapping manner. The background is dark and out of focus.

<p>What would you do if you were teacher for a day?</p> 	<p>Write the steps on how to use a toothbrush. Use transition words (First, Next, Then, Last)</p> 	<p>What would you do if you were President of the United States?</p> 	<p>Have you ever eaten candy hearts? Did you like them?</p> 	<p>Write what Valentine's Day is about.</p> 	<p>If you had to leave your house quickly, what would you take with you and why?</p> 	<p>Make a list of things that are red.</p> 
<p>If you could be any storybook character, who would you be and why?</p> 	<p>Write about what you did last night. Use details.</p> 	<p>Write about what the President of the United States does.</p> 	<p>Why do you think it is important to have friends?</p> 	<p>Make a list of ways to keep your heart happy.</p> 	<p>Draw and design a Valentine's Day box or bag. Write about it.</p> 	<p>If you were principal for the day, what would you do?</p> 
<p>If you could ask a question to George Washington, what would you ask him?</p> 	<p>Do you have a favorite stuffed animal? Tell me about it.</p> 	<p>If you had \$100, what would you do with it?</p> 	<p>Write as many words as you can that rhyme with "love".</p> 	<p>If you could be any age, how old would you be and why?</p> 	<p>Explain why exercising is important. Then, make a list of them.</p> 	<p>Design and write a Valentine's Day card to someone special.</p> 
<p>Who is the most important person in your life? Why?</p> 	<p>Write a letter to Abraham Lincoln. Ask him 3 questions.</p> 	<p>Pretend you found a magic chocolate bar. What would happen if you ate it?</p> 	<p>Write the steps on how to make your bed. Use transition words (First, Next, Then, Last)</p> 	<p>Do you think you'd like to be President one day? Why or why not?</p> 	<p>Write the word February as your title. How many words can you make using those letters?</p> 	<p>Who would you pick to be your valentine this year?</p> 

This set of task cards include 28 monthly themed writing prompts. Print and place on a binder ring for students to use. Each card has a kid friendly writing prompt and a real life photo to match.

- writing center
- early finisher work
- morning work



SAMPLE PROMPTS>>>>>>>>>>

28 total prompts for the month of February

What would you do if you were teacher for a day?



Write the steps on how to use brush your teeth. Use transition words (First, Next, Then, Last)



Do you have a favorite stuffed animal? Tell me about it.



If you had \$100, what would you do with it?



What would you do if you were President of the United States?



Have you ever eaten candy hearts?
Did you like them?



Write as many words as you can that rhyme with "love".



If you could be any age, how old would you be and why?



Pretend you found a magic chocolate bar.
What would happen if you ate it?



Write the steps on how to make your bed.
Use transition words (First, Next, Then, Last)



Draw and design a Valentine's Day box or bag. Write about it.



If you were principal for the day,
what would you do?



Write the word February as your title. How many words can you make using those letters?



Who would you pick to be your valentine this year?



If you could ask a question to George Washington, what would you ask him?



Use your 5 senses to write about candy.
(I see, I smell, I feel, I hear, I taste)



FULL PAGE * PAPERLESS>>>>>

This full page options is perfect for going paperless. Choose a prompt and display it through your projector or interactive whiteboard. Your students can use journals to write in. All of the same options from the task cards are included in full size.

IDEAS FOR USE:

- writing center
- early finisher work
- morning work



Have you ever eaten candy hearts? Did you like them?



Write about what the President of the United States does.



➤➤➤ ➤➤➤ ➤➤➤ ➤➤➤ ➤➤➤ ➤➤➤

- Graphic Organizers
- Writing Paper: primary and regular lines with picture
- Writing Paper: primary and regular lines
- List template

The image displays two versions of a writing template. The top version is a simple outline with fields for Name, Date, Topic, Detail 1, Detail 2, and Conclusion. The bottom version is a more detailed template with a decorative border, a title 'MAP OUT YOUR WRITING', and specific sections for First, Next, Then, Last, and Conclusion.

Top Template:

- Name: _____
- Date: _____
- Topic: _____
- Detail 1: _____
- Detail 2: _____
- Conclusion: _____

Bottom Template:

- Name: _____
- Date: _____
- Topic: _____
- First: _____
- Next: _____
- Then: _____
- Last: _____
- Conclusion: _____

The image shows two blank handwriting practice sheets. The top sheet has a decorative border and a title box at the top left. The bottom sheet has a similar border and a large blank area with horizontal lines for writing.The image shows two blank templates for a notebook or journal. The top template features a decorative scalloped border. At the top, there are two horizontal lines labeled 'Name' and 'Date'. Below these is a large, empty rectangular area with rounded corners, intended for a drawing. Underneath the drawing area are several horizontal lines for writing. The bottom template is a full page of horizontal lines for writing, also with a decorative scalloped border. The corners of the bottom template are marked with small triangles, suggesting it might be a page from a bound notebook.

The image shows three identical blank worksheets arranged horizontally. Each worksheet is designed for a student to write a list of items they can make. At the top of each worksheet, there is a title "I CAN MAKE A LIST OF" in a large, bold, sans-serif font. Below the title is a horizontal line for the student to write their name. Underneath the name line is a vertical list of numbers from 1 to 10, each followed by a horizontal line for writing. The worksheets are framed by a double-line border, and there are small decorative marks at the top and bottom edges.