

DECEMBER WRITING











calendar * task cards * paperless options































MADE BY: SADDLE UP FOR 2ND GRADE ©2017

My students keep a writer's notebook in a three ring binder. Students can use this page to keep track of what writing prompts they have already completed. Once they have written about a topic, have them color in the object in that square.

- writing center
- early finisher work
- morning work
- homework

<p>Tell about why giving to others is important.</p> 	<p>Do you have a Christmas tree? What kind is it? Tell me about it.</p> 	<p>Tell about the best gift you have ever received.</p> 	<p>Draw and write about your favorite holiday food.</p> 	<p>Imagine that you owned a toy store. What would it be like?</p> 	<p>If it were to snow, what would you do?</p> 	<p>Pretend you are an elf. Write about what you would do.</p> 
<p>List as many words as you can that rhyme with tree.</p> 	<p>Write about your family's holiday traditions.</p> 	<p>Think of all the toys that you have at home. Which ones would you donate to someone who needs them more?</p> 	<p>Write as many words as you can with the letters in "Happy Holidays".</p> 	<p>Santa has a new reindeer. Come up with a name for it and describe it.</p> 	<p>What are some ways you can earn money to buy gifts?</p> 	<p>Design your own Christmas tree. Use adjectives to describe it.</p> 
<p>You have found a magic bell. What 3 wishes would you make?</p> 	<p>Use your senses to write about holiday cookies. (taste, smell, feel, hear, sight)</p> 	<p>Does your family have stockings? Tell me about them.</p> 	<p>Design your own Christmas ornament. Use adjectives to describe it.</p> 	<p>Write a story about a trip to the North Pole. What would you do there?</p> 	<p>What will you do during winter vacation? Tell me about it.</p> 	<p>Name someone who has been kind to you this year. Draw and write about that person.</p> 
<p>Design a new sleigh for Santa Claus. Use adjectives to describe it.</p> 	<p>Describe a gift you are giving to someone without saying what it is.</p> 	<p>What do you want for Christmas? Write a letter to Santa telling him what you'd like.</p> 	<p>Franklin has 8 days of gift giving. Draw and list 5 gifts that you would like to receive.</p> 	<p>Write 3 things that you can do in the winter that you can't do in the summer.</p> 	<p>Do you like to eat candy canes? Tell me why or why not.</p> 	<p>Pretend you meet a gingerbread man. What kind of adventure would you go on?</p> 

SADDLE UP for 2nd Grade

						
List as many words as you can that rhyme with tree.	Write about your family's holiday traditions.	Think of all the toys that you have at home. Which ones would you donate to someone who needs them more?	Write as many words as you can with the letters in "Happy Holidays".	Santa has a new reindeer. Come up with a name for it and describe it.	What are some ways you can earn money to buy gifts?	Design your own Christmas tree. Use adjectives to describe it.
						
You have found a magic bell. What wishes would you make?	Use your 5 senses to write about holiday cookies. (I see, I smell, I feel, I hear, I taste)	Does your family have stockings? Tell me about them.	Design your own Christmas ornament. Use adjectives to describe it.	Write a story about a trip to the North Pole. What would you do there?	What will you do during winter vacation? Tell me about it.	Name someone who has been kind to you this year. Draw and write about that person.
						
Design a new leigh for Santa Claus. Use adjectives to describe it.	Describe a gift you are giving to someone without saying what it is.	What do you want for Christmas? Write a letter to Santa telling him what you'd like.	Hanukkah has 8 days of gift giving. Draw and list 8 gifts that you would like to receive.	Write 3 things that you can do in the winter that you can't do in the summer.	Do you like to eat candy canes? Tell me why or why not.	Pretend you are a gingerbread man. What kind of adventure would you go on?
						

This set of task cards include 28 monthly themed writing prompts. Print and place on a binder ring for students to use. Each card has a kid friendly writing prompt and a real life photo to match.

- writing center
- early finisher work
- morning work



28 total prompts for the month of December.

28 total prompts for the month of December.

A wooden sleigh with red bags and a reindeer head on top.

A festive Christmas wreath featuring green pine branches, red poinsettias, and pinecones. The wreath is circular and densely packed with these elements, set against a plain white background.

Dear Santa,

I wish you could
bring me:

- a dog
- a cat
- computer
- sweets
- no more homework
- video games
- new bike (blue)
- and duck (see photo)

Yours
George

A team of reindeer pulling a sleigh through snow. The reindeer are harnessed together, and a person is visible in the sleigh. The scene is set in a snowy, mountainous landscape.

Three red Christmas stockings with white snowflake patterns and white fur cuffs are hanging on a dark metal railing against a stone wall.

A close-up, top-down view of a Christmas tree's branches, heavily decorated with a variety of colorful ornaments including red, blue, gold, and silver spheres, as well as star-shaped and bell-shaped decorations. A small, white figurine of Santa Claus is nestled among the green pine needles. The scene is brightly lit, creating a warm and festive atmosphere.



A collection of various Christmas cookies, including stars, gingerbread men, and trees, arranged on a wooden surface.

FULL PAGE * PAPERLESS>>>>>

This full page options is perfect for going paperless. Choose a prompt and display it through your projector or interactive whiteboard. Your students can use journals to write in. All of the same options from the task cards are included in full size.

IDEAS FOR USE:

- writing center
- early finisher work
- morning work

Tell about why giving to others is important.



If it were to snow, what would you do?



You have found a magic bell. What
3 wishes would you make?



➤➤➤ ➤➤➤ ➤➤➤ ➤➤➤ ➤➤➤ ➤➤➤

-
- The image shows two versions of a 'Map Out Your Writing' worksheet. The top version is a simple template with fields for Name, Date, Topic, Detail 1, Detail 2, and Conclusion. The bottom version is a more detailed template with fields for Name, Date, Topic, First, Next, Then, Last, and Conclusion. Both worksheets have a decorative border.
- Top Worksheet:**
- Name: _____
 - Date: _____
 - MAP OUT YOUR WRITING
 - Topic: _____
 - Detail 1: _____
 - Detail 2: _____
 - Conclusion: _____
- Bottom Worksheet:**
- Name: _____
 - Date: _____
 - MAP OUT YOUR WRITING
 - Topic: _____
 - First: _____
 - Next: _____
 - Then: _____
 - Last: _____
 - Conclusion: _____

Two blank handwriting practice sheets are shown. The top sheet features a header section with fields for 'Name: _____' and 'Date: _____', followed by a large box for a 'TITLE: _____'. Below the title box are several sets of horizontal lines for writing practice, each consisting of a solid top line, a dashed middle line, and a solid bottom line. The bottom sheet is similar but lacks the header section and starts directly with the writing lines.

[illegible]

Three identical worksheets for a 'List of 10' activity. Each worksheet has a header section with a dotted line for a name and the title 'I CAN MAKE A LIST OF'. Below the title is a horizontal line. The main section contains a numbered list from 1 to 10, with each number followed by a horizontal line for writing. The worksheets are arranged side-by-side.