

The Signmaker's Assistant

Journeys 2nd Grade
Unit 4 Lesson 14
Supplemental Activities

Made By:
Saddle Up For 2nd Grade



Synonyms I Have, Who Has

I have, who has is a fun way to practice previously taught concepts. These cards can be used during whole group as a review or during small group instruction.

Each student gets a card or cards. This is a listening game. The person with the first card starts. Whoever has the answer to their card goes next. This continues until all of the cards have been used and the game starts over with the first card.

Examples of cards:

- I have **kind**. Who has the synonym for **small**?
- I have **tiny**. Who has the synonym for **slim**?
- I have **leap**. Who has the synonym for **kid**?
- I have **chick**. Who has the synonym for **laugh**?
- I have **thin**. Who has the synonym for **write**?
- I have **rec**. Who has the synonym for **finish**?
- I have **Fall**. Who has the synonym for **bad**?
- I have **end**. Who has the synonym for **choose**?
- I have **loud**. Who has the synonym for **drop**?
- I have **beautiful**. Who has the synonym for **push**?
- I have **joyful**. Who has the synonym for **hard**?
- I have **middle**. Who has the synonym for **choose**?
- I have **select**. Who has the synonym for **drop**?

Spelling Words with Gabriela

The Long e Sound for y

- bark
- barn
- card
- cart
- chark
- shark
- far
- park
- yard
- dark
- start
- jar
- star
- art
- hard
- farm
- part

Spelling Words with Gabriela

The Long e Sound for y

- Place the picture cards in a stack in front of you.
- Draw the top card and look at the picture.
- Spell the word in the boxes below the picture.
- Then reread your word to see if it makes sense.



a	a	a	a	a	a	a	a	a	a
b	b	b	b	b	b	b	b	b	b
c	c	c	c	c	c	c	c	c	c
d	d	d	d	d	d	d	d	d	d
e	e	e	e	e	e	e	e	e	e
f	f	f	f	f	f	f	f	f	f
a	a	a	a	a	a	a	a	a	g

The Signmaker's Assistant

Write the words in your word bank to complete each sentence. Use a dictionary to check the spelling of each word.

Word Bank: assistant, polite, failed, wisdom, trouble, agreed, tearing, cleared

1. _____ to help someone.

2. _____ to be successful.

3. _____ to be successful.

4. _____ to be successful.

The Signmaker's Assistant

Write the words in your word bank to complete each sentence. Use a dictionary to check the spelling of each word.

Word Bank: assistant, polite, failed, wisdom, trouble, agreed, tearing, cleared

1. _____ to help someone.

2. _____ to be successful.

3. _____ to be successful.

4. _____ to be successful.

The Signmaker's Assistant

Write the words in your word bank to complete each sentence. Use a dictionary to check the spelling of each word.

Word Bank: assistant, polite, failed, wisdom, trouble, agreed, tearing, cleared

1. _____ to help someone.

2. _____ to be successful.

3. _____ to be successful.

4. _____ to be successful.

The Signmaker's Assistant Vocabulary Puzzles

1. Mix the puzzle pieces up and spread them out in front of you.

The Signmaker's Assistant Vocabulary Puzzles

1. Mix the puzzle pieces up and spread them out in front of you.

2. Match the vocabulary word with its correct meaning.

3. Keep playing until you've matched all of the pieces.

tearing: to pull apart or rip

assistant: to help someone

wisdom: to be successful

cleared: to be successful

trouble: to be successful

failed: to be unsuccessful

Spelling Word Journal Activity

Words with 3-4 letters

Words with 5 or more letters

arm	carpet
car	party
park	apartment
dark	apark
jar	start
star	
part	
yard	
art	

car	dark
arm	star
park	yard
party	hard
	start
	spark
	jar
	apartment

Write Text Features as your title. Cut out the lines in the middle to the tabs to make four flaps. Glue the tabs down into your journal. Write the definition of each text feature under each flap.

Text Features Notebook Examples

Write Text Features as your title. Cut out the lines in the middle to the tabs to make four flaps. Glue the tabs down into your journal. Write the definition of each text feature under each flap.

Text Features Notebook Examples

Vocabulary Words

tearing	to pull apart or rip
wisdom	to be successful
cleared	to be successful
trouble	to be successful
assistant	to help someone
greed	to be successful
polite	to be successful
ailed	to be unsuccessful



Name: _____ Date: _____



Identifying Text Features

Directions: Draw a card and identify the text feature shown next to the matching box.

A caption	B table of contents	C time line	D title page
E photograph	F labels	G index	H bold print
I	J	K	L

What text feature is shown?


M  **N** 

O  **P** 

Identifying Text Features

- Mix the cards up and place them in a stack in front of you.
- Draw the top card and identify the text feature shown.
- Write the answer next to the matching letter on your answer sheet.

What text feature is shown?

Q  **R** 

S  **T** 

4 TIMES EACH

Draw a high frequency word card and complete the chart below.

PENCIL	CRAYON	COLORED PENCIL	MARKER
--------	--------	----------------	--------

re is
please
sound
talk
too

High Frequency Word 4 Times Each

- Place the high frequency word cards in a stack in front of you.
- Draw a card and complete the paper.
- Do this for all of your words.



Organizing My Writing

Write a paragraph about a talking shark. Use as many details as possible.

What if Elsa from Frozen was your teacher for a day. What would your day be like? Use as many details as possible.

Imagine that you could jump like Spider Man. Write a detailed paragraph about what you would do.

Writing Prompts



There are 8 task cards that can be placed in a writing center, used during small groups or for a whole group lesson. I've included a graphic organizer for your students to complete before working on their final draft. Writing paper is also included.



How can you be polite? Write a detailed paragraph explaining how you can be polite.



Your mom or dad had a bad day at work. Tell them a story to make them laugh and feel better.



Imagine that you are scuba diving in the ocean. Write a detailed paragraph about what you think you would see.



What text feature is shown?



A  **B** 



C  **D** 


E  **F** 

G  **H** 


I  **J** 

K  **L** 

M  **N** 

E  Edmond, Oklahoma

Is this true or false?

F  October 31, 2010

Is this true or false?

Recognizing Commas

Directions: Draw a card and read the words. Is the comma in the right place? Write true or false next to the matching box.

B	C	D
F	G	H
J	K	
N	O	


D false

G  November 19 2014


Is this true or false?

H  Miami Florida


Is this true or false?

O  August 27 2001

Is this true or false?

P  Buffalo, New York

Is this true or false?

Q  4, 2015

Is this true or false?

Recognizing Commas


- Mix the cards up and place them in a stack in front of you.
- Draw a card and read it. Look at the commas. Are they in the right place?
- Is it true or false? Write your answer next to the matching letter on your answer sheet.





The Signmaker's Assistant



Journeys 2nd Grade Unit 4 Lesson 19 Supplemental Activities



Made By: Saddle Up For 2nd Grade




What text feature is shown?

A  **B** 

C  **D** 

E  **F** 

G  **H** 